



Medical Report

Ultrasound densitometry: SPINE



Echolight S.r.l.

LECCE

Echolight

Operator: Pisani Paola

Patient

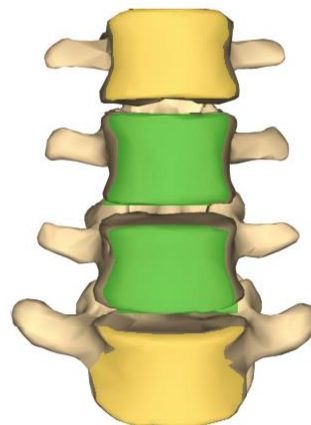
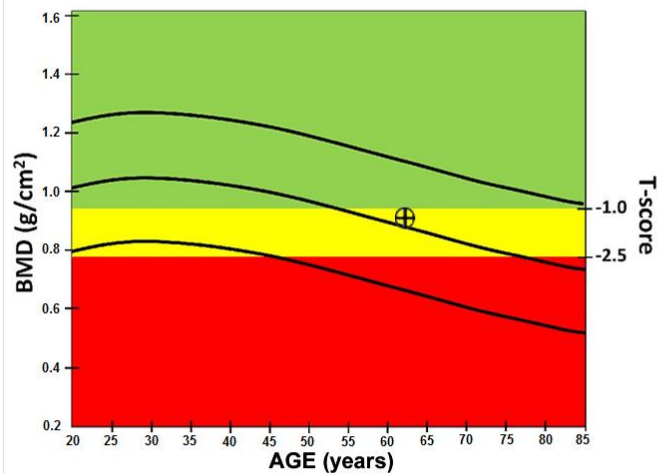
FAMILY NAME : Dieci NAME : Paziente

DATE OF BIRTH : 06/09/1951 MENOPAUSE AGE (YEARS) : 47

AGE (YEARS) : 62 BMI (kg/m²) : 27.34

GENDER: F HEIGHT (cm): 160 WEIGHT (kg): 70

TOTAL



Exam date: 12/03/2015

Ultrasound densitometry summary

BMD (g/cm ²)	T-score	Z-score	Diagnosis	Fracture risk
0.904	-1.3	0.3	Osteopenia	Increased

The ten year probability of fracture

Major osteoporotic	3.04	%
Hip fracture	0.30	%

	BMD (g/cm ²)
L1	0.703
L2	0.975
L3	0.981
L4	0.919

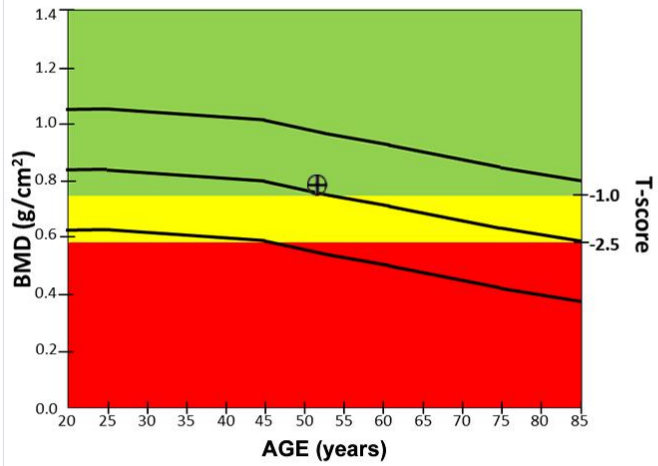
Ultrasound densitometry: FEMUR



Echolight S.r.l.
LECCE
Echolight
Operator: Pisani Paola

Patient
FAMILY NAME : Otto NAME : Paziente
DATE OF BIRTH : 28/01/1962 MENOPAUSE AGE (YEARS) : 33
AGE (YEARS) : 52 BMI (kg/m²) : 29.67
GENDER: F HEIGHT (cm): 159 WEIGHT (kg): 75

NECK



Exam date: 25/02/2015

Ultrasound densitometry summary: Neck

BMD (g/cm ²)	T-score	Z-score	Diagnosis	Fracture risk
0.779	-0.6	0.1	Normal	Not increased

The ten year probability of fracture	
Major osteoporotic	N.D. %
Hip fracture	N.D. %

	BMD (g/cm ²)	T-score	Z-score
Total	0.888	-1.0	-0.4
Trochanter	0.687	-0.2	0.5

Search

Update Delete

ht (kg)	BMI (kg/m ²)	BMD (g/cm ²)
	29.67	0.888

Delete

PATIENT INFO (* Required field)

Family name * Name *

Date of birth * / / Age

Menopause age Country * SPINE FEMUR

Weight (kg) * Height (cm) * BMI (kg/m²) Gender F M



Enabled questionnaire to calculate the 10 year risk of fracture

FRAX[®] WHO Fracture Risk Assessment Tool

<p>Previous fracture <input type="radio"/> No <input type="radio"/> Yes</p> <p>Parent fractured hip <input type="radio"/> No <input type="radio"/> Yes</p> <p>Current smoking <input type="radio"/> No <input type="radio"/> Yes</p> <p>Glucocorticoids <input type="radio"/> No <input type="radio"/> Yes</p> <p>Rheumatoid arthritis <input type="radio"/> No <input type="radio"/> Yes</p>	<p>Secondary osteoporosis <input type="radio"/> No <input type="radio"/> Yes</p> <p>Alcohol 3 or more units/day <input type="radio"/> No <input type="radio"/> Yes</p>
---	--

The ten year risk of fracture

Major osteoporotic	N.D. %
Hip fracture	N.D. %

<p>Traumatic fracture <input type="radio"/> No <input type="radio"/> Yes</p>	<p>Refracture <input type="radio"/> No <input type="radio"/> Yes</p>
<p>Other pathologies <input style="width: 100%;" type="text"/></p>	
<p>Notes <input style="width: 100%;" type="text"/></p>	<p>Contacts <input style="width: 100%;" type="text"/></p>

New patient

Save data



Exam date: 01/09/2017 18:23:51

FAMILY NAME : Rossi NAME: Maria

DATE OF BIRTH : 05/03/1963 MENOPAUSE AGE: 43

AGE: 54 BMI (kg/m²): 21.48

GENDER: F HEIGHT (cm): 160 WEIGHT (kg): 55

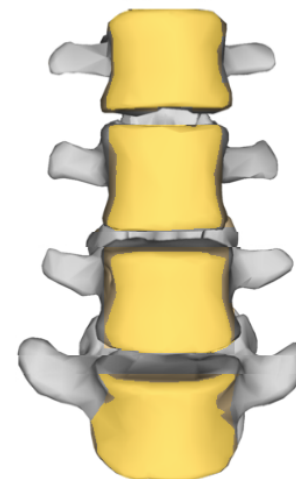
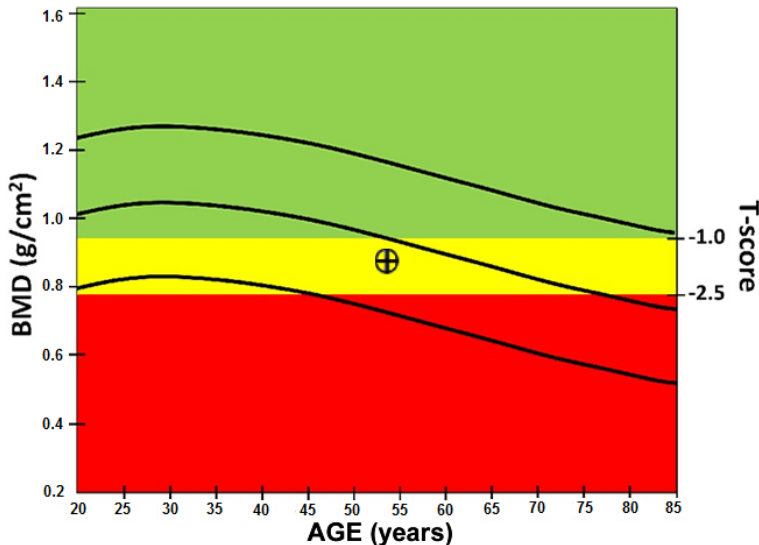
Echolight Diagnostic Center

LECCE

Echolight S.p.A.

Operator: admin admin

REMS densitometry: SPINE



	BMD (g/cm ²)
L1	0.739
L2	0.818
L3	0.912
L4	0.928

	BMD (g/cm ²)	T-score	Z-score	Diagnosis	Fracture risk
Total	0.875	-1.6	-0.5	Osteopenia	Increased

FRAX® - The ten year probability of fracture	
Major osteoporotic	3.23 %
Hip fracture	0.48 %

Body FAT %	17.6	BMR (Kcal per day)	1644.0
------------	------	--------------------	--------

We see different things.



ECHOLIGHT

Medical_Report_rev01_20170901